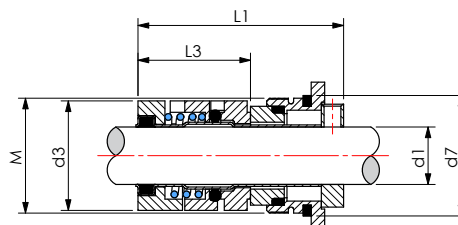


# GRUNDFOS®

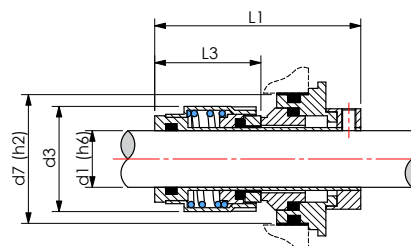
## LI GS2



d1 = 12 ou 16



d1 = 22



Type de pompe / Pump type	Designation	Codification	d1	d3	M	d7	L1	L3
CR, CR8, CRI, CRN1, CRN3, CRN5, CRNE1, CRNE3-23HS	LI GS2 012 U2 U2 E	LI-10403	12	25	M28x1.5	29	55	30
	LI GS2 012 U2 U2 V	LI-10403V	12	25	M28x1,5	29	55	30
CR, CRI, CRN10, CRN15, CRN20	LI GS2 016 U2 U2 E	LI-10404	16	30.5	M33x1.5	34	57.5	30.5
	LI GS2 016 U2 U2 V	LI-10404V	16	30.5	M33x1.5	34	57.5	30.5
CR, CRN32, CRN45, CRN64, CRN90	LI GS2 022 U2 U2 E	LI-10405	22	42	-	50	72	37

## LI GS3



Type de pompe / Pump type	Designation	Codification	d1
GRUNDFOS	LI GS3 012 U2 U2 EP	LI-10406	12
	LI GS3 016 U2 U2 EP	LI-10411	16



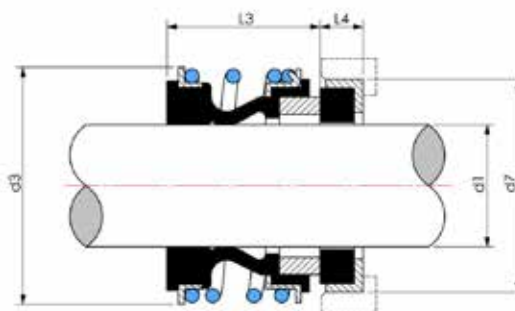
# GRUNDFOS®

## LIGS4



Type de pompe / Pump type	Designation	Codification	d1
GRUNDFOS	LI GS4 012 U2 U2 EP	LI-10408	12
	LI GS4 016 U2 U2 EP	LI-10407	16

## LIGS5



Type de pompe / Pump type	Designation	Codification	d1	D3	D7	L3	L4
GRUNDFOS	LI GS5 012 B U3 EP	LI-10412	12	24	23	25,9	15
	LI GS5 016 B U3 EP	LI-10409	16	28	27	28,4	12,3
	LI GS5 022 B U3 EP	LI-10410	22	36	37	30	11,1